

?

You Decide.

Is Marshall Fundamental:

Among the “top six percent of (US) high schools for (the) 7th consecutive year”?

Or is it:

A high school where 9 out of 10 students end each school year less than proficient in math?

Marshall Named Top Public High School By Newsweek Magazine



School ranks among top 6 percent of high schools for 7th consecutive year

Pasadena Unified School District (PUSD) announced that Marshall Fundamental School has been named one of Newsweek magazine's Top Public High Schools for the seventh consecutive year. Every year, the list is compiled by Washington Post education columnist Jay Mathews, and includes only the top six percent of high schools nationwide.

Marshall's overall rank improved five points to 152. The school also improved its performance on the "Equity and Excellence" or E&E scale, which measures the quality and accessibility of a school's Advanced Placement (AP) program. Marshall's E&E rate moved from 34 percent in 2008 to 43 percent in 2009.

"Marshall Fundamental continues to provide a high-quality, challenging academic program that accelerates learning," said Superintendent Diaz. "It is gratifying to see Marshall compete favorably with schools from surrounding districts as well as nationwide. This should reinforce the community's confidence in the strong programs PUSD schools offer to prepare our high school students for success in college and careers."

Newsweek evaluates the overall academic quality of public schools by dividing the number of Advanced Placement, International Baccalaureate and Cambridge exams by the number of graduating seniors in a given class. The resulting number is used to rank all schools that have achieved a ratio of at least 1.000, which represents the top 6 percent of schools nationwide. The E&E rate represents the percentage of graduating seniors who scored a 3 or above on at least one AP test during their high school career.

"The improvement in the E&E rate is the statistic we are most proud of," said Marshall Principal Keith Derrick. "This means that 43 percent of our seniors passed at least one AP exam, which is quite impressive, especially when you consider that the national average is only 15.2 percent."

Showing 1 to 1 of 1 Schools from 2008

« PREV | NEXT »

PAST YEARS	RANK	SCHOOL	LOCATION	STATE	INDEX	SUBS LUNCH	E&E
●	157	Marshall Fundamental	Pasadena	Calif.	3.007	65	34
2007	130				3.079	70	32.8
2006	286				2.22	70	30.5
2005	255				2.092	68	n/a
2003	110				2.268	n/a	n/a

**Marshall Fundamental, Pasadena Unified
Grade 8 Algebra I 2008 Results**

Socioeconomically

Disadvantaged: 66.2%

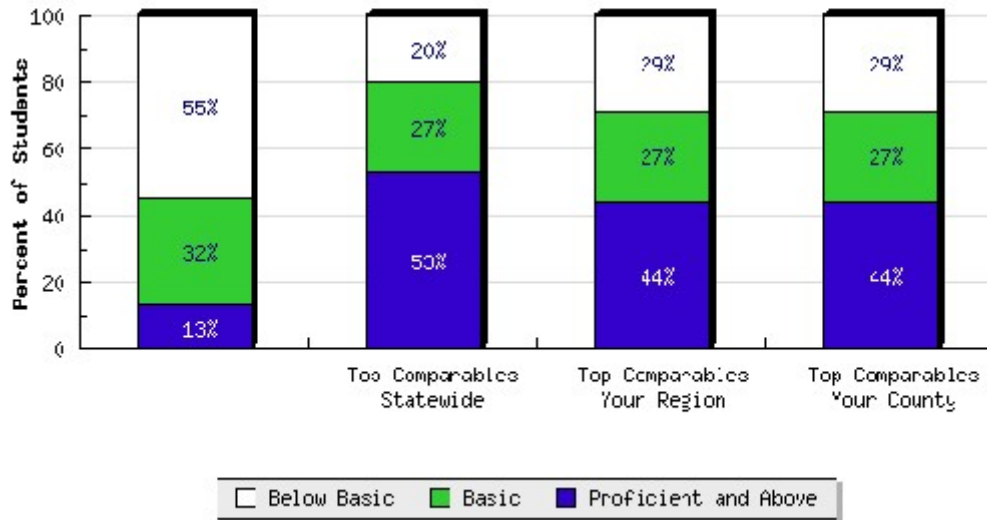
English Learners: 9.6%

Grade Enrollment: 291

Students Tested: 189

Statewide Comparable Schools Found: 162

Click on Top Comparables bar below to see a breakdown of the schools which make up that bar.



**Marshall Fundamental, Pasadena Unified
Grade 9-12 Algebra I 2008 Results**

Socioeconomically

Disadvantaged: 66.2%

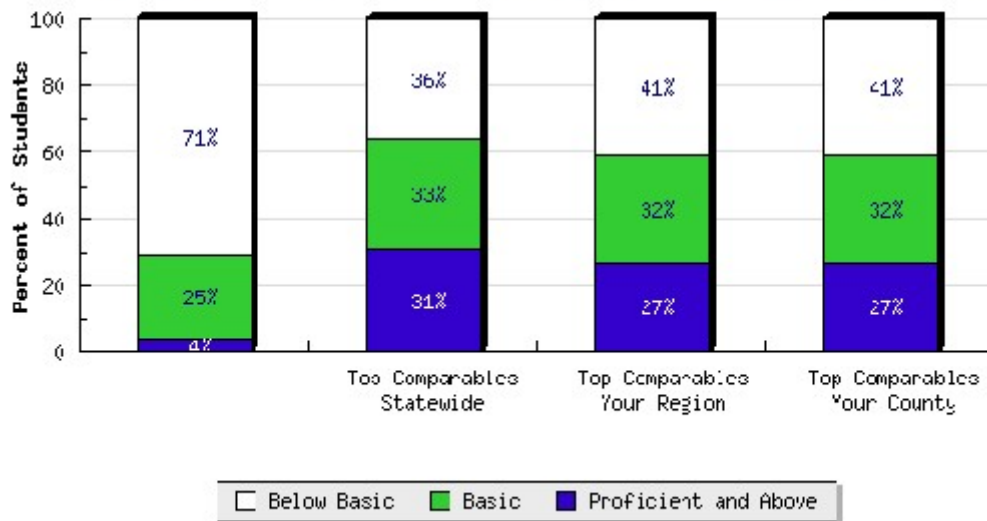
English Learners: 9.6%

Grade Enrollment: 262

Students Tested: 159

Statewide Comparable Schools Found: 188

Click on Top Comparables bar below to see a breakdown of the schools which make up that bar.



Marshall Fundamental, Pasadena Unified Grade 9-12 Algebra II 2008 Results

Socioeconomically

Disadvantaged: 66.2%

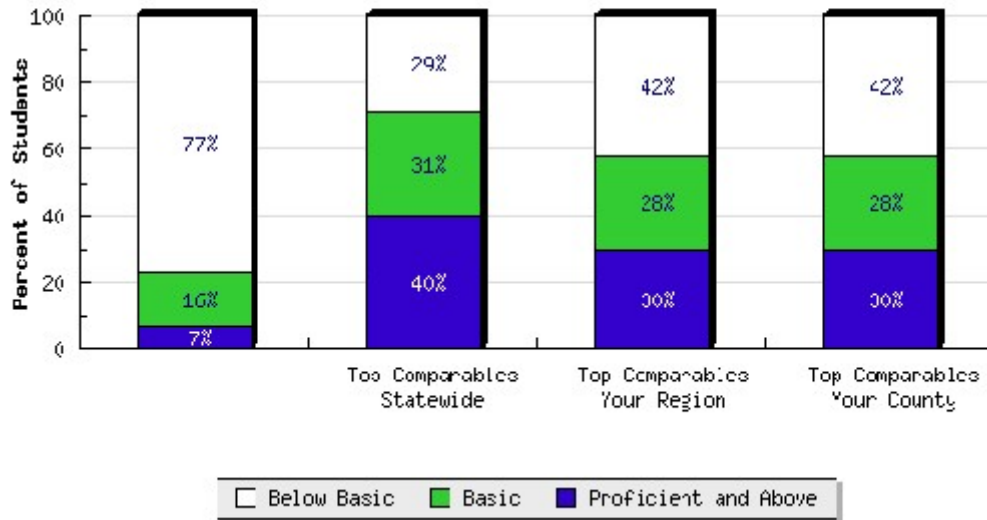
English Learners: 9.6%

Grade Enrollment: 262

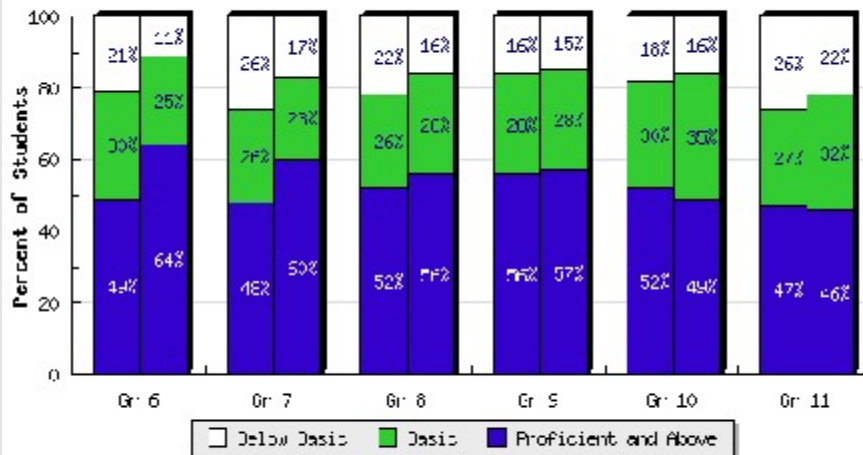
Students Tested: 210

Statewide Comparable Schools Found: 89

Click on Top Comparables bar below to see a breakdown of the schools which make up that bar.



Marshall Fundamental, Pasadena Unified Language Arts 2008 Multi-Grade Results



For each grade or subject listed, the left bar is the selected school and the right bar is the average of the Top 10 Comparable schools in the state.

Select Criteria	Green = Opportunity Gap	Red = Opportunity Gap	Update
	Less than <input type="text" value="20"/> %	More than <input type="text" value="40"/> %	

- indicates an area of concern. Site proficient percentage more than 40 percentage points below average of top 10 or site didn't meet base AYP percentage.
- indicates an area for additional attention. Site proficient percentage more than 20 percentage points and less than 40 percentage points below average of top 10.
- indicates an area of good performance. Site proficient percentages within 20 percentage points of average of top 10.
- indicates that insufficient data is available for that subject/grade to display a result.
- indicates no data is available for that subject/grade.

School	Language Arts											Math										
	2008 AYP	2	3	4	5	6	7	8	9	10	11	2008 AYP	2	3	4	5	6	7	8	Al I	Geo	Al II

District Benchmarking Dashboard (2008) for Pasadena Unified

Marshall Fundamental	No	○	○	○	○	●	●	●	●	●	●	No	○	○	○	○	●	●	●	●	●	●
----------------------	----	---	---	---	---	---	---	---	---	---	---	----	---	---	---	---	---	---	---	---	---	---

District Benchmarking Dashboard (2007) for Pasadena Unified

Marshall Fundamental	Yes	○	○	○	○	●	●	●	●	●	●	No	○	○	○	○	●	●	●	●	●	●
----------------------	-----	---	---	---	---	---	---	---	---	---	---	----	---	---	---	---	---	---	---	---	---	---

District Benchmarking Dashboard (2006) for Pasadena Unified

Marshall Fundamental	Yes	○	○	○	○	●	●	●	●	●	●	No	○	○	○	○	●	●	●	●	●	●
----------------------	-----	---	---	---	---	---	---	---	---	---	---	----	---	---	---	---	---	---	---	---	---	---

District Benchmarking Dashboard (2005) for Pasadena Unified

Marshall Fundamental	Yes	○	○	○	○	●	●	●	●	●	●	Yes	○	○	○	○	●	●	●	●	●	●
----------------------	-----	---	---	---	---	---	---	---	---	---	---	-----	---	---	---	---	---	---	---	---	---	---

District Benchmarking Dashboard (2004) for Pasadena Unified

Marshall Fundamental	Yes	○	○	○	○	●	●	●	●	●	●	Yes	○	○	○	○	●	●	●	●	●	●
----------------------	-----	---	---	---	---	---	---	---	---	---	---	-----	---	---	---	---	---	---	---	---	---	---